

# CAPPINGS

The Official Newsletter of the  
Kansas Honey Producers Association  
[www.KansasHoneyProducers.org](http://www.KansasHoneyProducers.org)



Promoting Mankind's Most Beneficial Insect – The Honey Bee! 3rd Quarter 2015

## In This Issue:

**President's Corner**

**Pg. 2**

**Fall KHPA meeting**

**Pg. 3 - 5**

**State Fair Judging**

**Pg. 6**

**Youth Grant Success**

**Pg. 7**

**Honey Flow Hive**

**Pg. 8**

**J.T. & Northcentral  
News**

**Pg. 9**

**Free Beer and BBQ**

**Pg. 10**

**Around the State**

**Pg. 11**

**Tidbits and Events**

**Pg. 12**

**More J.T.**

**Membership**

**Pg. 14**



*"Things are not always what they seem..."* Phaedrus-  
Greek philosopher

### **What Science Says About Manuka Honey**

Several recent studies show Manuka honey is effective when used on top of wounds and leg ulcers. Studies also show it's effective in fighting infections and promoting healing.

But not all studies show that it helps to heal ulcers. And there is concern that Manuka honey may actually delay healing in people who have ulcers related to diabetes.

The Natural Medicines Comprehensive Database lists honey as being "possibly effective" to treat burns and wounds. The Cochrane Review notes that honey may shorten healing times in mild burns compared with traditional dressings. However, honey dressings do not increase leg ulcer healing at 12 weeks even when used with compression wraps.

Another recent study suggests that Manuka honey may be effective in preventing gingivitis and other periodontal disease by reducing the buildup of plaque. And in 2010, the scientific steering committee of the National Cancer Institute approved a proposal for the use of Manuka honey for the reduction of inflammation of the esophagus associated with chemotherapy.

Another possible benefit of honey is that, unlike antibiotics, it has not been reported to cause development of resistant bacteria. These so-called "superbugs" develop after repeated exposure to common antibiotics. They require

special antibiotics to treat them. So far, studies have not shown Manuka honey to be effective for treating high cholesterol or balancing bacteria in the gastrointestinal tract. Also, no major studies have looked at the effect of Manuka Honey on cancer, diabetes or fungal infections.

Possible side effects of Manuka honey- allergic reaction , risk of a rise in blood sugar and possible interaction with certain chemotherapy drugs.

Most of the studies on Manuka honey have been with small numbers of patients. More studies are needed to decide if it is safe and effective for various claimed medical conditions.

---

### **Manuka Honey Fraud**

When is Manuka honey not 'Manuka honey'? More often than you think, it seems. Research by the **Unique Manuka Honey Association** in New Zealand has shown that 1,700 tons of Manuka honey is produced each year, but 1,800 tons of 'Manuka honey' is sold in Britain each year alone. As much as 10,000 tons is sold worldwide. annually

Tests suggest that many Manuka honey products that have been imported by the UK have none of the claimed properties of real Manuka honey. Some products aren't even Manuka honey at all. .

The potential fraud is now the subject of an international investigation. The UK Food Standards Agency is asking all trading standard authorities to "make sure anyone selling Manuka honey is aware that they must fully comply with the law."

[www.kansashoneyproducers.org](http://www.kansashoneyproducers.org)

**Renew membership on-line**

## KHPA OFFICERS

### President

Steve Tipton 785-484-3710

[bstbees@embarqmail.com](mailto:bstbees@embarqmail.com)

### 1<sup>st</sup> Vice President

Joli Winer 913-593-3562

[joli@heartlandhoney.com](mailto:joli@heartlandhoney.com)

### 2<sup>nd</sup> Vice President

Kristi Sanderson 913-768-4961

[sandersonk09@gmail.com](mailto:sandersonk09@gmail.com)

### 3rd Vice President

Becky Tipton 785-484-3710

[bstbees@embarqmail.com](mailto:bstbees@embarqmail.com)

### Secretary

Marietta Graham

[mrsr.graham@yahoo.com](mailto:mrsr.graham@yahoo.com)

### Treasurer

Robert Burns 913-831-6096

[rburns@kc.rr.com](mailto:rburns@kc.rr.com)

## Region Directors

### Northeast

Andrew Nowack (pro tem)

[awn@everestkc.net](mailto:awn@everestkc.net)

### Southeast

Norbert Neal 620-216-0202

[norbert@totalcsi.com](mailto:norbert@totalcsi.com)

### North Central

Kathy Richardson

[brokenfarms@yahoo.com](mailto:brokenfarms@yahoo.com)

### South Central

Bill Vinduska 316-204-7264

[vinduskaapiaries@yahoo.com](mailto:vinduskaapiaries@yahoo.com)

### Northwest

Greg Swob 785-639-7766

[gswob@mwenergy.com](mailto:gswob@mwenergy.com)

### Southwest

Carolyn Simpson 620-765-0098

[crs@wbsnet.org](mailto:crs@wbsnet.org)

## President's Corner

*By: Steve Tipton*

Every year in beekeeping is different. After an abysmal May and early June, the summer produced some fairly decent nectar flows and we are experiencing a fall honey flow, something we haven't had in several years of drought. Golden rod, goats beard, ironweed, birds foot trefoil, and sunflower are all in bloom. Our wet weather in May made for a later than usual planting of soybeans. Soybeans can be a good nectar source depending upon variety, soil type, humidity, and temperature. But all of this seems to be maddeningly spotty. So, assuming your bees have adequate forage would be a mistake. Continue to check your hives regularly to be sure they are storing up for the winter—if not, now is the time to supplement with liquid feed (2:1).

Becky and I, along with Joli and Cecil, had the opportunity to go to the University of Tennessee and help Dr. John Skinner start a new master beekeeper program for that area. The agenda is patterned off Dr. Marion Ellis' Midwest Master Beekeeper program (University of Nebraska) that has supported Kansas' beekeepers for many years. The backyard, hobby beekeeper movement is as strong in Tennessee as it is in Kansas and faces many of the same problems that our newbees encounter. A major one being, the lack of adult mentors or go-to people that can provide methods and practices in beekeeping that are research based and scientifically sound. The master beekeeper programs help bridge that gap. This session had several of the state ag extension agents and regional beekeeping association leaders in attendance. Like the goal of the Midwest program, Dr. Skinner is hoping to provide those much-needed experts to lead the new beekeeper movement. Beekeeping is an art and a science and programs at this level focus more on the science, which makes the finesse of the art easier to understand. Dr. Judy Wu-Smart is our KHPA keynote speaker at this fall's meeting.

She is replacing Dr. Ellis at the Univ. of Nebraska and we look forward to her leadership in that position. We truly hope Dr. Wu-Smart is able to continue a master beekeeper program at the university. That level of advanced instruction is sorely needed.

While in Tennessee, we also talked with them about the need for adult mentors. One Eastern Tennessee group has a fairly unique approach and one that I think might work in Kansas except in our farthest western region. (I'll be sharing some of these ideas with area representatives to see how we can get this started in KS.) The nationwide winter losses for 2014-15 were 47%--that's an unsustainable number and not acceptable to the beekeeping industry. It is believed that focusing on honey bee health and teaching new beekeepers what is needed for bees to survive in our individual areas can be the cornerstone to reversing this trend. So, come join us for our fall meeting and hear about the latest research and best practices for mite treatments, wintering our bees, and look to a brighter spring. It is amazing what can happen when a few determined people work together toward a common goal and the Kansas Honey Producers have some determined folks!

Our spring meeting will again focus on new beekeepers. If you have people interested in bee keeping, invite them to attend. Starting right with your bees is paramount and your 2016 bee season begins now.

*Steve*

# The Kansas Honey Producers Fall Meeting

October 30 & 31, 2015

The Cedars, 1021 Cedars Dr., McPherson KS

We are going to have a fantastic guest speaker—**Judy Wu-Smart PHD** who has just been hired to be the University of Nebraska Extension Agent. She received her Doctorate from the University of MN under the watchful eye of the amazing Dr. Marla Spivak!

Her specialty is **Effects of Neonicotinoid Pesticides on Honey Bees and Bumblebees**

- Masters Degree, May 2010, Washington State University, Advisor: Dr. W. Steve Sheppard. Sub-lethal effects of pesticide residues in brood comb on honey bee health
- B.S. degree in Zoology, May 2005, from Humboldt State University, CA

She will present some of the work she is completing now on the effects of neonicotinoid insecticides on queen bee behavior and her previous work on pesticide residues in brood comb.

We are so excited to meet her and welcome her to her new position.

We will try something different at this meeting by staying at one hotel and traveling to a different meeting space that is not in the hotel. The meeting will be held at **The Cedars** which is a retirement community in McPherson. They have a wonderful conference facility with room rental rates a little less than what we have been paying. They also prepare the food there and the chef is excited to make some dishes with honey for us—honey baked ham for dinner!

Our cooking contest will be “Chocolate and Honey” Anything goes as long as it has those two ingredients! The contest will be held in the afternoon on Friday.

The hotel is the **Holiday Inn Express** at I-135 and Highway 56. The phone is **620-241-5566**. Our room rate is \$109.99 and includes breakfast. **Room reservations must be made by October 8<sup>th</sup>**.

Our next spring meeting will be in a part of the state that in the almost 30 years I’ve been coming to meetings that we have not been to. We’ll be in Pittsburg! They have a young club and we are trying to support the new clubs that are springing up around the state. The dates for the spring 2016 meeting are March 4 & 5, 2016 so mark your calendar. **Dr. Diana Sammataro** will be our guest speaker. She is the author of the book ***The Beekeepers Handbook***-now in its 4<sup>th</sup> edition.

**Thursday, October 29<sup>th</sup>** KHPA Board meeting- place and time to be announced



# The Kansas Honey Producers Fall Meeting

## October 30 & 31, 2015

The Cedars, 1021 Cedars Dr., McPherson KS

### Friday, October 30th 2015

- 8:00-9:00 Registration & Silent Auction Set-Up  
9:00-9:15 President Steve Tipton  
9:15-10:00 Judy Wu-Smart PHD presents *The Effect of Neonicotinoid Insecticides on Queen Bee Health*  
10:00-10:15 Break  
10:15-11:00 Jim Kellie presents- *Surviving in a Monoculture Environment*  
11:00-11:30 2-short presentations—  
Kristi Sanderson- *worldwide 2 seconds of fame*  
Becky Tipton- *Thoughts on Mentoring Adults*—based on what an Eastern Tennessee Beekeeping group is doing  
11:30-12:00 Break into groups with area directors to choose area directors from the different areas if the term for the directors up. Areas may choose to make plans for future meetings in their areas or take care of any business.  
12:00-1:00 Lunch and bid on silent auction  
1:15-2:00 Judy Wu- Smart presents *Future Programs at the University of Nebraska Lincoln* plus she'll talk about *The University of MN Bee Squad*  
2:00-2:45 *I'm trying to arrange an afternoon tour*  
2:45-3:00 Break  
3:00-3:45 TBA  
3:45-4:30 Cooking contest – *Anything Chocolate and Honey*  
6:00 Dinner & Program— *Preserving and Protecting the Santa Fe Trail, Native Plants, and Bee Pollination*—*how it all fits together.* Larry Justice, President Santa Fe Trail Association presents

### Saturday, October 31<sup>st</sup> 2015

- 8:30-9:00 Registration & Silent Auction Set-Up  
9:00-9:10 President Steve Tipton  
9:10-10:00 Judy Wu-Smart PHD presents *Pesticides in Brood Comb & Interactions with Nosema*  
10:00-10:30 Break  
10:30-11:15 Gary LaGrange presents- *Beekeeping and the PTSD Soldier Bee Training Program, the Training Farm and the Farm Tour Program.*  
11:15-12:15 Presentations from our 2015 grant participants—*Brown's Busy Bees & Boy Scout Troop #225*  
Our first grant recipients will share with us how their first year progressed!  
12:15-1:15 Lunch & End of Silent Auction at 1:15  
1:15-1:45 KHPA Business Meeting & Elections  
1:45-2:30 Bob and Marion Brandenburg present-*Follow-Up to Our Zimbabwe Beekeeping Mission Trip.*  
2:30-3:15 TBA  
3:15-4:00 TBA

Program subject to change –watch the website for updates

[www.kansashoneyproducers.org](http://www.kansashoneyproducers.org)

**Fall 2015 Kansas Honey Producers Association conference**  
**1021 Cedar Dr.—McPherson, Ks.**  
**Friday & Saturday, October 30 & 31 2015 Registration Form**

NAME \_\_\_\_\_

ADDRESS \_\_\_\_\_

CITY \_\_\_\_\_ STATE \_\_\_\_\_ ZIP+4 \_\_\_\_\_

COUNTY \_\_\_\_\_ PHONE \_\_\_\_\_

E-MAIL \_\_\_\_\_ please write email address clearly

Check here if you would like to receive your newsletter by email [  ]

Registration & payment now accepted with PayPal at [www.kansashoneyproducers.org](http://www.kansashoneyproducers.org)

Pre-registration (must be received by October 23)

Registration Fee	(\$35.00 x _____) = _____
Friday Lunch	(\$15.25 x _____) = _____
Friday Dinner	(\$18.00 x _____) = _____
Saturday Lunch	(\$15.25 x _____) = _____
Children-5-18 (under 5 free) Registration	(\$10.00 x _____) = _____
Non-Members Add \$15.00	(\$15.00 x _____) = _____

**Late Registration, after Oct.23rd & at the door—Additional \$20 per person:**

(\$20.00 x \_\_\_\_\_) = \_\_\_\_\_

Our wish is that all attendees who are non-members will join, however we welcome everyone to the meeting!

Membership for Kansas Honey Producers Association: [  ] Renewal [  ] New \$15.00 \_\_\_\_\_

Youth Membership 2015 (18 years of age or under) [  ] Renewal [  ] New \$ 7.50 \_\_\_\_\_

Membership 2015 Northeastern Kansas Beekeepers Assn: [  ] Renewal [  ] New \$15.00 \_\_\_\_\_

**Total**      \$ \_\_\_\_\_

*Please make checks payable to:*

Kansas Honey Producers Assn or KHPA and mail to

*Robert Burns, 7601 W. 54<sup>th</sup> Terr., Shawnee Mission KS 66202913-or email [rburns@kc.rr.com](mailto:rburns@kc.rr.com)*

Registration & payment now accepted with PayPal at [kansashoneyproducers.org](http://kansashoneyproducers.org)

Note: No receipts will be sent

**Remember to register early!**

# Youth Grant Program Updates

*By Becky Tipton*

## Youth Grant Project Successes!

Amazing things are happening with our youth program!

In Abilene, the **Brown's Busy Bees** (so named because they meet at the Brown's senior living home and have their hives placed on their land) has met faithfully each week, rain and shine (extreme heat), and have brought both hives successfully through a very trying summer. They have produced some honey and have entered it in the State Fair (the fair will likely be over by the time you get to read this). Several of the group's individuals are planning to get hives of their own for 2016 in addition to continuing with the Brown's group. Their leader, **Rogan Tokach**, is a senior this year at Abilene High School. Rogan, a previous scholarship winner, continues his work with Heifer International and is again using his honey to fund bee hives for Honduras with his Honey for Heifer project. **Rogan** was featured in the Kansas AgReport this fall because of his work with Heifer. Special thanks to Lisa Tokach for her continued support and leadership as well; we couldn't do it without her!

The **Olathe Boy Scout Troup #225** is extremely committed to the success of this project. Also meeting weekly to discuss the changes and growth of their hives, they have been diligent in their learning. Kristi Sanderson is our KHPA mentor and in conjunction with BS leader Steve Bay, have kept the boys focused on their goal and they have also been very successful. They produced a nice first year honey crop including some beautiful dark honey. They, too, have State Fair entries and will be working at the booth during fair week.

Please check out the grant application process on our web page ([www.kansashoneyproducers.org](http://www.kansashoneyproducers.org)). Grants are due postmarked to Becky Tipton by **October 16, 2015** for the 2016 bee season. To those submitting applications: Please follow the grant outline by section, addressing each area separately and including supporting documents (letters of recommendation, maps, etc.). Applications from home school families do not meet the group focus of this project even though it may involve several children in the same family. For questions about the application/selection process, contact Becky Tipton, 785-484-3710 or [bstbees@embarqmail.com](mailto:bstbees@embarqmail.com)

*Becky*

# Pollinator Plants for Zones 5-6

---

## Borage ( *Borage officinalis* )

---

Borage is one of the easier herbs to grow and it produces both edible flowers and leaves. The small star-shaped blue flowers are popular with bees. Sow borage seeds in their final location or in peat pots and/or peat pellets as borage does not transplant well. The leaves taste of cucumber and can be used in salads or drinks. For an extra decorative touch, freeze the borage flowers in ice cubes

---

## Fireweed ( *Epilobium Angustifolium* )

---

Fireweed is a versatile perennial that offers beauty as well as value as a medicinal herb. Fireweed has slender upright spikes of flowers in shades of rosy pink in the months of June to September. It gets its name from the fact that it is often the first weed to colonize in an area that has been destroyed by fire.

Other common names include: **Willow Herb, Rosebay Willowherb, and Yanagiran**. Native Americans used the Willowherb plant as a good source of vitamin C and pro-vitamin A. Medicinally, the herb seeds can also be grown to relieve inflammation, draw out infection in wounds, and to treat burns.

Fire-weed is very attractive to bees and butterflies, and Fireweed honey has become quite sought after. Fireweed seeds do best with a cold/moist treatment for 4 weeks prior to planting, or directly sow the herb seeds outdoors in the fall. Fireweed produces a very fine, light honey often called 'The Champagne of Honeys'

---

## One Home Remedy to keep Bees and Bugs Away:

Mix together two cups of vodka, 1- Tablespoon of Citronella essential oil, 1- Tablespoon of Eucalyptus essential oil, 1- Teaspoon of geranium essential oil, 1- Teaspoon of Rosemary essential oil, 1- Teaspoon of Orange essential oil and 1- Teaspoon of lemon essential oil. Combine all ingredients and shake up real well. Mist into the air to keep bees and bugs away.

[www.home-remedy.org](http://www.home-remedy.org)

# And the winners are...

## State Fair Honey Judging Results

### Adult

#### Extracted Light

1 <sup>st</sup>	Andy Nowachek	Overland Park
2 <sup>nd</sup>	Darrel Boesker	Canton
3 <sup>rd</sup>	Rose Lee	Atchison

#### Extracted Dark

1 <sup>st</sup>	Bruce Swob	Great Bend
2 <sup>nd</sup>	Norbert Neal	Elk City
3 <sup>rd</sup>	Andy Nowachek	Overland Park

#### Frame

1 <sup>st</sup>	Paula Owen	Kansas City
2 <sup>nd</sup>	Rose Lee	Atchison

#### Creamed

1 <sup>st</sup>	Joli Winer	Spring Hill
2 <sup>nd</sup>	Bridget Lee	Topeka
3 <sup>rd</sup>	Rose Lee	Atchison

#### Beeswax

1 <sup>st</sup>	Bruce Swob	Great Bend
2 <sup>nd</sup>	Rose Lee	Atchison
3 <sup>rd</sup>	Bridget Lee	Topeka

#### Art & Design

1 <sup>st</sup>	Bridget Lee	Topeka
-----------------	-------------	--------

#### Candles

1 <sup>st</sup>	Bruce Swob	Great Bend
2 <sup>nd</sup>	Rose Lee	Atchison

#### Gift Pack

1 <sup>st</sup>	Bridget Lee	Topeka
2 <sup>nd</sup>	Rose Lee	Atchison

Best of Show Bruce Swob Great Bend

### Youth

#### Extracted Light

1 <sup>st</sup>	Samantha Clark	Valley Falls
2 <sup>nd</sup>	Dallas Clark	Valley Falls
3 <sup>rd</sup>	Riddhi Duvvur	Lecompton

#### Extracted Dark

1 <sup>st</sup>	Boy Scout Troop 225	Olathe
2 <sup>nd</sup>	Caleb Euthon	Olathe

#### Frame

1 <sup>st</sup>	A. J. Williams	Kansas City
2 <sup>nd</sup>	Brown's Busy Beekeepers	Abilene
3 <sup>rd</sup>	Cooper Milroy	Spring Hill

#### Gift Pack

1 <sup>st</sup>	Boy Scouts Troop 225	Olathe
2 <sup>nd</sup>	Cooper Milroy	Spring Hill
3 <sup>rd</sup>	Megan Milroy	Spring Hill

Best of Show Boy Scout Troop 225 Olathe



Bridget Lee putting finishing touches on 'The Old Bee Man'

Letter from the State Fair:

On behalf of the agricultural department of the Kansas State fair, I want to express my appreciation to the Kansas Honey Producers for providing the engraved plaques for the winners in the adult and youth department. This year there were a total of 51 entries, 24 in the youth and 27 in the adult departments. Bruce Swob was the best of show in adult division and Alexey Quick took best of show in the youth. Your interest in the fair is incentive for the exhibitors.

Thank you

Sincerely  
Gene Algrim

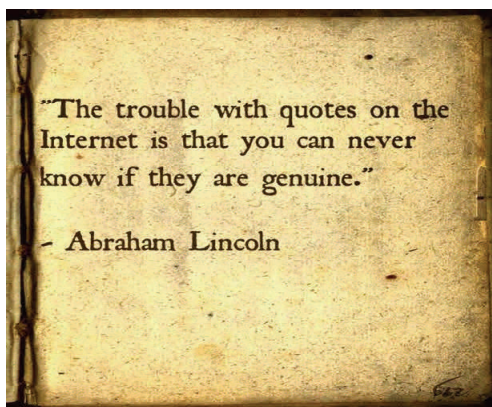
# Honey Flow Hive

Hype, or an Idea Who's Time Has Come?

By Greg Swob

Not a single farmers market has gone by this summer without a customer or fellow vendor telling me all about this 'wonderful, new-fangled way' to harvest honey. They all regale me with stories how this Flow Hive will save me back-breaking work and make harvesting honey a snap! The **Honey Flow Hive®**. I have to admit I have no hands-on experience with them. Oh, I have seen U-Tube videos, read articles and of course listened to all the glitter from the well-intended market folks who tell me about it weekly. But, I have not seen a Flow Hive with my own eyes, held one, nor examined its inner workings. I do have my opinion on them, but must admit that opinion is only based upon views from those videos and quotes on the internet and my interpretations thereof.

Consider this article an open invitation to any KHPA member with an interest in the **Flow Hive** to use it for a season and report to the KHPA membership about their experiences. I would be happy to help pen an article if so desired and discuss your likes, dislikes and opinions gleaned from real life experiences.



Personally, I am not willing to make the investment in a Flow Hive. Due to other upcoming hobby farm investments, my business plan budget simply does not allow for such an expense at least at this time.

If any reader has already gleaned experience with the **Flow Hive**, please feel free to call or email me so we can get together for a phone or in-person interview. I believe our members are ready for an article from a peer in Kansas to see this Australian invention in action. If you plan to incorporate one or more Flow Hives next year, please feel free to let me know and I will eagerly await to hear about your experiences. Help us all sort out hype from reality! No doubt the late L.L. Langstroth's ideas on bee space and moveable frames were met with resistance. Perhaps these were the 'Flow Hive' of his day? Or... maybe P.T. Barnum is smiling from his grave at the Flow Hive marketing genius?

Contact me: [gswob@mwenergy.com](mailto:gswob@mwenergy.com) or call 785-639-7766

"I come from a land down under, where women glow and men plunder..." (*Men at Work* lyrics Down Under)

**FLOW FRAME™**  
SO, HOW DOES IT WORK?

THE FLOW™ FRAME FITS INTO A STANDARD LANGSTROTH SUPER (8 OR 10 FRAME)

TWO SIMPLE DOORWAYS ARE CUT IN ONE END OF THE BOX TO ALLOW ACCESS FOR HONEY COLLECTION, END FRAME OBSERVATION AND TOOL ACCESS FOR OPERATION.

THE FLOW™ FRAME CONSISTS OF PARTLY FORMED HONEYCOMB CELLS

THE BEES COMPLETE THE COMB WITH THEIR WAX

THEN FILL THE CELLS WITH HONEY

FINALLY CAPPING THE CELLS READY FOR HARVEST

**WHEN THE FRAME IS FULL IT'S READY TO HARVEST**

TOOL CAP  
TOOL  
TUBE CAP  
TUBE

\*FRAME REMAINS IN THE HIVE - SHOWN SEPARATELY FOR ILLUSTRATIVE PURPOSES ONLY

1 REMOVE THE TOOL CAP AND TUBE CAP  
2 INSERT TUBE INTO HOLE  
3 INSERT TOOL INTO BOTTOM SLOT  
4 ROTATE TOOL 90° DOWNWARDS

INSIDE THE HONEYCOMB THE CELLS HAVE NOW SPLIT AND TURNED INTO CHANNELS FOR THE HONEY TO FLOW DOWN.

THE BEES REMAIN UNDISTURBED ON THE SURFACE OF THE COMB.

\*IF THESE DOES HAPPEN TO BE A BEE DOWN AN EMPTY CELL IT WON'T GET HURLED AS THERE IS ENOUGH SPACE BETWEEN THE COMB WALLS.

**IT'S LITERALLY HONEY ON TAP FROM YOUR HIVE!**

WWW.HONEYFLOW.COM



# J. T. and the Sticks

By Jim Kellie

Well, there we were, headed down the highway in Flower's old VW van straight out of the early 70's. None of us had any fancy vehicles that would make it about 90 miles and we all wanted to be at a small beekeeping gathering where an internet beek guru was going to be doing a demonstration. Notice how I used the fancy internet lingo of 'beek' instead of beekeeper. I try to keep up with the modern world.

Everybody had their assigned seats after much discussion. Of course Flower was driving since it was her vehicle. She was disappointed when we told her that the meeting was here in Kansas instead of Colorado. Wasn't too sure why that was? We put the new retired guy up front with her since she was going to have the music up singing to Janis Joplin. Elvira and I took the middle seats. Elvira never says much and that was fine with me. I could just listen and not have to be in a conversation about the laziness of the new generation. Of course Stinky got the back seat with the back window cracked open so all the Bee Go smell went out the back. Every now and then a car would pull up behind us and suddenly back off a few car lengths or surge around us with funny looks on their faces.

We all managed to make it there in time and went to where the crowd was outside. The internet Guru was going to show all of us how to open up a hive with a smoker and the proper use of smoke. Everyone was pretty crowded around. All except where Stinky was standing. Seems he had plenty of elbow room. The Guru got his smoker out and carefully opened the lid to the smoker. Beside him was his blow torch, and a pile of his favorite smoking material. Everyone watched intently as he picked up an amount of his fuel. Some even began almost immediately writing notes noting size, the way it was held and the type of material used. I and Stinky noticed that when he picked up the material for his fuel, he accidentally picked up a small twig along with it. He began to talk without looking down about how much fuel should be in one hand and a blow torch in the other hand, where to light the material, and how to place it in the smoker... Our western gang snickered a little. We knew you couldn't keep a blow torch lit in western Kansas wind, let alone keep the smoker upright and not blown over.

Well as he was lighting it, I was standing pretty close since I moved over there where Stinky was. I thought I would be helpful and mention to him that he had a twig in with his fuel.

He looked down without missing a beat and said "That's  
*Continued on Page 13*

# North Central News

By Jim Morford

North Central Kansas beekeepers are quickly realizing that in spite of summer-like temps, fall is way too close. Many in the area are still assessing the results of a tough summer. The fall KHPA meeting is close to us this year, so hopefully a number of us will well represent the area.

A special thanks to **Kathy Richardson** who has served as regional director for the past two years. I hope to see a number of you at the October meeting highlighted in this issue of our state newsletter.

Oh, by the way, how many swarms did you collect this spring and summer? I am told that someone living near Kanopolis Lake averaged seeing a swarm a week in a new orchard they planted just this spring. Swarming was way too common of a problem for many Kansas beekeepers this year ... hope you didn't have to wave bye-bye to a lot of your bees!

Jim Morford

## VANILLA HONEY OATMEAL SOAP

### Ingredients:

- Two pounds of clear or white melt and pour soap
- 1/8 to 1/4 cup of Honey
- 3/4 cup of ground oatmeal (use rolled oats)
- 1 tsp of Vitamin E oil
- 1 tablespoon of vanilla oil
- 1 tablespoon of Frankincense and Myrrh oil (fragrance oil or essential oil)

### Instructions:

Cut the melt and pour soap into chunks and heat in a double boiler. Add honey and Vitamin E. Let your base cool approx. 5-10 min or until it starts to form a skin on top, stir the skin back into the base. When the base starts to thicken slightly add fragrance oils and oatmeal. The oatmeal should be suspended in the base. Pour into molds or use a loaf pan. Let it sit and harden for several hours and unmold. Slice and let it sit for 24 hours and wrap with plastic wrap.

## Honey Blueberry Facial

### Ingredients:

- 1/2 Cup Fresh or Frozen Blueberries
- 1/2 Cup Pure Honey
- 1/2 Cup Plain Yogurt

### Directions:

Rinse blueberries and place in blender or food processor. Add honey and yogurt, blend until smooth. Using fingertips, apply blueberry smoothie on clean skin, let sit for 10 to 15 min. Remove with cool water and damp


# Free Beer and BBQ!

Editorial

By Greg Swob

Inevitably it happens – your day is lined out, then the phone rings with an interruption... or an ‘opportunity’. Mine began with– “I hear through the grapevine you are the guy to help me with a honey bee removal problem...” It seems that a local convenience store had “a swarm of bees living in trash cans” according to the manager. I had a preconceived notion that the bees were not actually living in the cans but probably ‘shopping’ in them for a sugar source. Later that proved to be correct. Because of a family commitment, I really didn’t have time for any bee removal work that day but as promised, I did stop by.

Upon arriving, I saw a couple dozen bees buzzing around their trash cans. As typical for a convenience store, those trash containers had sticky soda pop and other residue smeared around the lids and front of the cans. Peering inside, I saw a few more bees foraging on sticky goo. Yep, just as I had thought... I told the Manager du Jour of the store that the issue was ultimately one of sanitation and not bees living in the cans. Instead, they were hanging out to receive free sources of sugar in the trash. Keeping bees from a readily available free snack would be virtually impossible under these circumstances. The look on her face said she really didn’t believe me. I further explained by making a comparison to ‘Free Beer’. If you give away free beer... you will end up with a bunch of thirsty folks hanging around. You don’t need to advertise it, because many beer drinkers are social and will talk to one another. Next thing you know, a number of them are hanging around for free beer! Are they the problem? Well, sort of. The swarm of beer drinkers is the result of the real problem – which is the free beer.



The true cure for their problem was to improve trash can sanitation. I don’t like cleaning my own trash containers and didn’t feel it was my duty to clean theirs. So I felt the situation was not really one for a bee keeper to resolve and told them a few suggestions. I advised them to wait for sunset, then clean the cans thoroughly. I then suggested after they deep clean the cans, to keep them clean, remove trash bags often and relocate them away from right next to the entrance doors to provide more customer protection. I followed this up with my ‘free beer’ analogy. My focus was not on bees and perhaps I was a little hasty in my diagnosis and suggestions as I was

almost late getting to my family commitment.

The next day while at our booth in the local farmer’s market, I got a call from a fellow bee keeper. He told me that another local bee keeper was called by the store to solve a bee issue and wanted help. Apparently the store chose not to take my suggestions to heart and decided to seek out another bee keeper’s help. The bee keeper was suited up cleaning their trash cans and trying her best to solve the issue! She came by the market later looking for my help. I refused—it was the store that I refused to help, not her. I now feel I owe her a huge apology. But I will not apologize to the convenience store. I still feel that their problem was NOT one for a bee keeper to manage, but only good sanitation would provide them long term results. A few weeks before when I was at the store as a customer, I recall their trash cans were ‘swarming’ with flies. ‘Why was that not a problem?’ I asked myself.

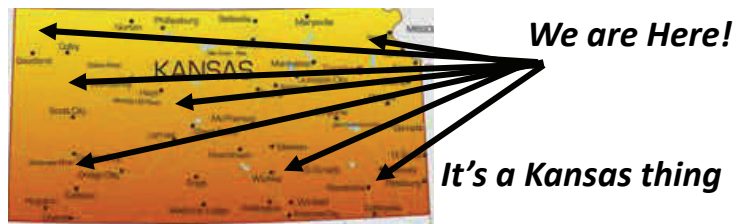
Oh, I could have suggested putting mothballs, PDB or some other foul smelling chemical substance in the trash cans. Or spray the bees with insecticides or vacuum them up... As always, there is more than one way to solve most any issue. My friends in the pest control industry will advise you that sanitation and harborage are the basis for proper pest control. Pest remediation begins with sanitation. Remove any food sources by deep cleaning. Next, eliminate any harborage for those pests who take up residence. Seal up their entry points, remove rubbish they hide and live in, etc. In this case the bees were not residents, they were merely incidental daytime occupants drawn to the scene by an attractive nuisance. Even in the pest control industry, chemicals are used a last resort once these other issues are corrected or the problem is ongoing.

Hopefully the bee keeper will forgive me for not leaving the farmers market and lending her a hand. The bees were probably hers anyway since she has hives just three blocks from this convenience store!

As for the convenience store, I will continue to be only a rarely occasional customer of theirs. **Unless they start giving away free beer!** Since this convenience store call, I have received several more— concession stands, dormitory kitchens, grocery store... all having “a swarm of bees ‘living’ in trash cans”. The bees are in a dearth here and I’m still looking for my own free beer too.

Finally, the **BBQ!** Future editions of Cappings will have a new section —**Backyard Beekeeping Questions (BBQ)**. Send me your questions and I will share them with learned beekeepers. Then I will post their opinions or suggestions in the next **Cappings**. We welcome any bee keeping questions that may benefit our friends here in the KHPA.

# Around and About




**Galen & Sue Hageman** of the Konza Bee Keepers Assn. discusses bee keeping with fair goers at the 2015 Riley County Fair July 24, 2015.



**Bruce Swob**— (far right middle ground)— demonstrates bee keeping to fourth graders at Barton Co. Kid's Ag Day on September 9, 2015. All fourth graders in the county were bused to a farm west of Great to learn about corn,

cattle, modern ag methods and equipment, soils, etc. also.

Below— **Elissa Jensen**, daughter of **Mike & Amy Jensen** of Ellis County, entered an education display at the 2015 Ellis Co. Fair—it runs in the family! She & her brother also won Purple ribbons with their honey in the 4-H division (inset)



Bee Keepers from the western KHPA regions met at Scott City on Saturday, August 1, 2015. Fifteen attendees were at this gathering in the Midwest Energy, Inc. office at 1301 S. Main St. They shared concerns on bee keeping in the arid climate along with today's crop methods employed by the large-scale farm operators in western Ks. **Jim Kellie** of Larned was the guest speaker. Jim's talk was on **Keeping Bees in the Monoculture Crop Environment of Western Kansas**. The gathering had lively conversations, stories, tool 'Show and Tell' presentations and of course some delicious snacks.

The Show and Tell segment was led by **Bill Geurin** of Shallow Water, Ks. Bill shared his bucket/vacuum combination used for capturing swarms and removals. Bill is shown here with his vacuum assembly. Swarm and bee removal stories were also shared among the group.



**Greg Swob**, KHPA Northwest Region Area Director presented **KHPA** updates. Among them— State Fair booth needs volunteers, fall meeting at The Cedars in McPherson Oct. 30-31 and Spring 2016 meeting at Pittsburg, Ks. Greg also invited the members to enjoy one of the "big bee meetings", with Western Apicultural Society's annual conference being close by at Boulder Colorado October 1-3, 2015.

**Angie Cook** spoke about her experiences at NEKBA Fun Day with husband, **Justin** on June 6th. The hands-on portions were among their favorite parts along with the informative and humorous Swarm Presentation with Dr. Chip Taylor.

**Ryan Engel**, new bee keeper and a student at Ft. Hays State University and **Mike Jensen** discussed the progress of forming a new bee keeping club at the FHSU campus. By-laws are being written and a faculty advisor has volunteered to assist. A couple of bee keepers from the area have also volunteered to mentor and advise the new club.

Suggestions for topics and location of the next Western Ks. BK gathering were discussed and the gathering closed.

## Tidbits



A KHPA State Fair crew ready to serve the public. Sept. 2015




Bridget Lee's Art Design in Beeswax entry—Sept. 2015



Pollinator CRP in Rush County—Maximillian Sunflowers in bloom— Inset— Rush Co. elementary school students learning about pollinators. Sept. 2015

## Upcoming Events



### Northeastern Ks Bee Keepers

Fall Management—making sure your bees are ready for winter. October 19—7:00 PM  
-Douglas Co. Fairgrounds—Bldg.# 21, 2110 Harper St. Lawrence, Ks.

[www.nekba.org](http://www.nekba.org)

### 2015 Fall KHPA Meeting

October 30 & 31, 2015 at The Cedars  
1021 Cedars Dr. McPherson

Call to book rooms at Holiday Inn Express at 2302 E. Kansas Ave.—McPherson, Ks - 620-241-5566

[www.kansashoneyproducers.org](http://www.kansashoneyproducers.org)

### Konza Beekeepers Association

2nd Tuesday of each month at 7:00 PM at Sunset Zoo-  
2333 Oak St.—Manhattan, Ks.

[www.konzabeekeepers.org](http://www.konzabeekeepers.org)

### Heartland Beekeepers Assn- SE Kansas

Meet 3rd Saturday of each month @ 1:00 PM Pittsburg St. University Campus—1702 S. Joplin St.—  
Pittsburg, Ks. 620-249-5361 or 620-232-1519

### Northeast Kansas Beekeepers Assn.

Beginning Beekeeping Class: Sunday, March 6th & 14th 2016 Dr.Diana Sammataro to present. Douglas County Fairgrounds Lawrence KS

Funday 2016—Dr. Diana Sammataro—June 4, 2016

[www.nekba.org](http://www.nekba.org)

# J. T. and the Sticks

By Jim Kellie

Continued from Page 9

okay old man, nobody is going to notice anyway.” He lit up the smoker and got his cool, white smoke, using only slight puffs as though he was afraid the smoke might actually get on the bees. He went through his performance, I mean his talk. All were excited about learning how to light the smoker and get into the hive.

Later that day at the noon meal I noticed everyone that had been taking notes, were discussing the twig that had been put in by Mr. Guru, who had long since gone back home to his computer. I didn't think too much of it, and as the summer went and Harvest was over, it was time for that big state meeting back east. The Western Gang was off on another adventure to learn and talk with old friends.

The first speaker up was new to most of us, but had been to a few state meetings. I noticed on his table he had various sizes of sticks, in length, circumference, and color. The President introduced him and said he was giving a talk on proper uses of sticks in the smoker. He went on to talk about different woods such as willow, hickory, elm, and his favorite - hedge. From there it went on about the correct length, measuring each one individually for the correct size of smoker. He started to discuss the amount of time each stick should last in the smoker when two or three hands went up. An argument ensued about elm or hickory putting out the coolest smoke and which one was better for the bees. One gentleman said he felt like the bees responded better to hickory and received less stings. The other was sure mites were dying from using the elm. None could agree on the proper length for the duration of the time they used the smoker. Another lady jumped up and said no one had tried the Colorado Aspen, at which time Flower was going to raise her hand until the lady said Aspen. The lady was sure that her bees made 10% more honey using the Aspen.

While at the meeting, I discovered that through the summer the bee chat rooms were a buzz about Mr. Guru's stick and from there a whole stick cult had sprung up. Discussions about if the stick should be broke into size to create a better place to start a fire, to cutting it cleanly and using the sawdust for extra cool smoke. Bark on, bark off, slightly wet, kiln dried for anywhere from a year to 30 days and on it went.

Near the end of the meeting, Stinky was about to get up and explain that Mr. Guru had put in the twig by mistake. I reached up and pulled him back down. “I've got a better idea. When we get home we are going to gather up all the sticks we can find and package them in a fancy package with each type and size in the package.”

Elvira said she would do all the logistics and finances.

Stinky said that was a great idea, but ‘who was going to go get the Aspen?’ Flower got a big smile on her face and said she would volunteer to go get *those* sticks.

See ya' at the next meetin' folks. Stinky, break out the Mason Jar for a celebration. We are going to make some money!

**Jim**

## Free BBQ!

**Backyard Beekeeping Questions, that is.**

**Do you have any Backyard Beekeeping Questions? Stories to share? Advertisements? Recipes? News? Items of interest to share with your friends in the KHPA? Send them to the Cappings Editor**

**Greg Swob—1569 Toulon Ave.  
Hays, Ks. 67601 785-639-7766  
[gswob@mwenergy.com](mailto:gswob@mwenergy.com)  
Or [swob@ruraltel.net](mailto:swob@ruraltel.net)**



Kansas Honey Producer's Association  
Cappings  
R Burns  
7601 W. 54th Terrace  
Shawnee Mission KS 66202

## Address Service Requested

### 2015 Kansas Honey Producer's Association Membership Application

Name \_\_\_\_\_

Address \_\_\_\_\_

City \_\_\_\_\_ State \_\_\_\_\_ Zip Code \_\_\_\_\_

Phone# \_\_\_\_\_ *E-mail Address* \_\_\_\_\_

Membership Kansas Honey Producer's Association per year (Jan.-Dec.) \$15.00 \_\_\_\_\_

Additional family members wanting voting rights \$1.00 per person \$1.00 \_\_\_\_\_

Additional family member's names:

\_\_\_\_\_  
\_\_\_\_\_



Youth Membership (18 years of age or under) \$7.50 \_\_\_\_\_ American Bee Journal 1 year subscription \$21.50 \_\_\_\_\_

Bee Culture Magazine (formerly "Gleanings") 1 year subscription \$25.00 \_\_\_\_\_

Donation Amount \_\_\_\_\_ Total Due \_\_\_\_\_

**Make checks payable to: KHPA or Kansas Honey Producer's Association or pay online at [www.kansashoneyproducers.org](http://www.kansashoneyproducers.org)**

**Mail to: Robert Burns, 7601 W 54th Terrace, Shawnee Mission, Kansas 66202 Phone# 913-831-6096 or email- [rburns@kc.rr.com](mailto:rburns@kc.rr.com)**

The Kansas Honey Producer's Association is a non-profit IRC 501(c)5 agricultural-educational organization, run by dedicated volunteers, and supported primarily by membership dues (subscriptions). The IRC status means that the association is a tax-exempt organization. While donations are always welcome, they are not tax deductible as a charitable contribution. However, membership dues and subscriptions may be deductible as ordinary and necessary business expenses.